

# LEADER'S GUIDE

## FOR GA

Reprinted in 2011

Printed by the Baptist Publishing House  
Box 8241, Belmont, Bulawayo, Zimbabwe  
With permission of  
International Publications Services

© Copyright, 2011,  
International Publications Services  
All Rights Reserved  
www.ipsimb.com  
galg-zim-eng-2011

## TABLE OF CONTENTS

	Page
1. Story of Mrs. Smith, GA Leader . . . . .	4
2. Summary of Leader's Work . . . . .	31
3. Suggestions for Meetings	
Associational GA Meeting . . . . .	34
GA Coronation . . . . .	38
GA Focus Week . . . . .	42
Games for Forward Steps . . . . .	43
Patterns for Badge . . . . .	48

## FOREWORD

As you study this Leader's Guide, along with the GA Book, we hope you will understand the work of GA.

You have an important work as you lead the GA girls. This guide was prepared to help you. Do the very best you possibly can.

## Chapter 1

It was Thursday afternoon. Mrs. Smith was walking down the road. She was on her way to WMU at the Baptist Church. Mrs. Smith always attended WMU. She enjoyed the programmes. She liked to study about people in other countries and how they learn about Jesus. As she walked, she was thinking, "I wish Hope and Faith, my daughters, could learn some of the things I learn in WMU."

Then Mrs. Smith arrived at the WMU meeting. The women were ready to begin. After Mrs. Smith had greeted the women she sat down. The women sang their WMU Hymn and repeated their verse. Then the secretary called the names of the members and read the minutes. The president asked if there was any new business.

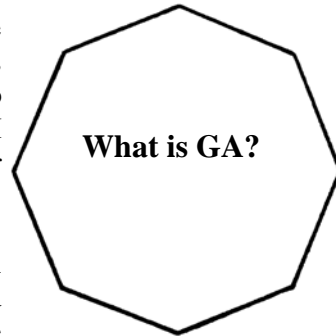
Immediately Mrs. Smith stood up and said, "I have been thinking about our girls. They need a meeting each week like we have. Is there anything we can do?" Then she sat down.

The president said, "Mrs. Smith you are right. The girls do need a meeting. And we can help them. At our WMU Convention I learnt about helping girls. Our leaders told us there is a Baptist meeting for girls ages 9 through 16 called GA. The purpose is to teach the girls about people in different countries and to help them grow in their Christian lives. At the Convention the women told us a lot of things which happened in GA meetings. One mother said her daughter learnt how to become a Christian by studying Forward Steps. Now her daughter is a Christian. The WMU is the mother of the GA. Therefore, we must give them the things they need to work with. First, we must vote to organize a GA. Then, we must choose a leader for the girls."



The women voted to organize a GA.


One of the members stood up. She said, "I think Mrs. Smith would be a good leader. She attends Sunday Bible Study and church every Sunday. She comes to WMU every week. I live near Mrs. Smith and I know she is a good Christian. She does not use tobacco or beer. She never says unkind things about other people. She is faithful to her husband. She gives her tithe to the church. I think this is the kind of person we need for our girls."



All the women agreed. They asked Mrs. Smith if she would be the leader. "I do not know how to be a GA leader," said Mrs. Smith. "But I do like to work with children. Let me pray about it."

The women promised Mrs. Smith they would pray with her.

The president said, "At the Convention we were told about a GA Book. It is a book which tells about the GA work. It can be ordered from the Baptist Publishing House in Bulawayo." The women voted to pay for a **Leader's Guide** and **GA Book** for the leader. The secretary agreed to write immediately for them.



Each day Mrs. Smith prayed to know God's will. She knew it would take much work to be a good GA leader. She knew it would take much study. She found in her Bible (Matthew 7:24-27) a story Jesus told. It was a story about two houses. When the winds came, one of the houses fell down because it was built on the sand. The foundation was the important thing. She thought, "This is true also in GA. There must be a good foundation or beginning in order to have a good GA."

Mrs. Smith kept on thinking: "This is God's work. Is God calling me to be the leader?" Then she read, "If any of you lack wisdom, let him ask of God ... and it shall be given him." (James 1:5). She prayed and prayed.



Write the answers:

1. What should a woman do before she agrees to be a leader?  
\_\_\_\_\_
2. A leader needs to study the Bible. What two other books does she need?  
\_\_\_\_\_

## Chapter 2

The next week Mrs. Smith went back to WMU. She told the women she was sure God wanted her to be the leader. All the women agreed and voted for Mrs. Smith to be the GA leader. The secretary gave Mrs. Smith the **GA Book** and **Leader's Guide** which had come from the Publishing House. They also agreed to buy the books and materials she would need for the work.

For several days Mrs. Smith studied the **GA Book**.

She wanted to learn all about the GA meeting. Then she went to talk to her pastor and the pastor's wife. The pastor was so happy that Mrs. Smith came. He was happy that the women wanted to begin a GA.

**The leader is elected by the WMU**

Mrs. Smith asked, "Where and when do you think we should meet?"

The pastor's wife answered, "Many places do not have a church building to meet in. Sometimes they meet in a school or another place. I think we should use our church for the meeting." Then she suggested a time.

The pastor asked Mrs. Smith if she had programmes to use.

"No, how can we get them?" she asked.

The pastor said, "I will see the church secretary and ask him to order them for you. Then he can order them each quarter when he gets the books for our Sunday Bible Study and WMU. We should order one book for each girl.

I think it would be a good idea to study the GA Book with the girls before you begin to use the programme books."


"Yes, pastor, I think that is a good idea, too," said Mrs. Smith. "The girls do need to know all about the GA Book."

The next few days while Mrs. Smith was waiting for the programmes to come she kept studying the GA Book. She made a big poster to put in the church to tell about the GA meeting. Then she went to the Sunday Bible Study to get a list of names of girls in the class.

When the programmes arrived, Mrs. Smith took one of the books and read all the programmes for the three months.

**Talk with the pastor**

**Each girl should have a programme**



She used a pencil to mark important things. Some programmes required a map. On other days she needed to have other materials. She knew she should not wait until that day came to look for the materials.

"I will get a big box to keep my materials in," she thought. "Then I will know where to look and always have things ready."

When Sunday came the girls were so excited when they saw the poster in the church! At the service they heard the pastor say, "Girls, this week we will have our first GA meeting. Mrs. Smith will be your leader." Then he told them the day and time to come to GA.

That same week these girls received letters from Mrs. Smith asking them to come to the GA meeting.



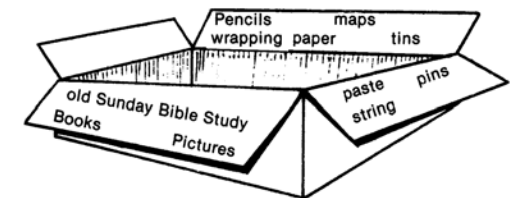
**MEETING FOR GIRLS  
AGES 9 - 16**

**TIME: WEDNESDAY 4:  
o'clock**

**PLACE:  
BAPTIST CHURCH**

Write the answers:

1. Who elects the GA leader?  
\_\_\_\_\_
2. What man in the church can help the GA leader to make plans?  
\_\_\_\_\_



### Chapter 3

The day came! Mrs. Smith was waiting at the church when the girls arrived. She knew she should not be late for the meetings.

Mrs. Smith greeted the girls. Then she wrote their names on a piece of paper. The WMU had ordered a **GA Record Book** from the Publishing House. However, **The Record Book** said the girls' names should not be entered in the book the first time they attended a meeting. Then Mrs. Smith showed the girls the programme books. "They are good books," she said. "You must take care of them. There are programmes here for thirteen weeks. You must keep your books for three months and bring them to the GA meeting every week."

"Before we start using the programmes, we want to study the **GA Book**," Mrs. Smith

continued. The leader held up the **GA Book** for the girls to see. She told them what they cost. She said, "I can get them for you. Next week bring your money so I can order them. Each girl must have her own book before she can pass the first **Forward Step**."


That first day in the GA meeting the leader talked to the girls about the things in the Foreword, Introduction, and Chapter 1 of the **GA Book**. Mrs. Smith had learnt the **AIM, ALLEGIANCE, WORDS OF GOD TO LEAD US**, and **STAR IDEALS**. She said them

for the girls. She said, "I have learnt them. You can learn them, too."

The girls all said "Yes" together. They wanted to learn them.

"Now, we will sing our GA SONG," said Mrs. Smith.

The girls sang "We've a Story to Tell To the Nations." They liked the song very much. Mrs. Smith explained that they must also learn to sing the GA SONG without a book. Then she told them about the GA colours and badge.



"Next week we will study Chapter 2 in the **GA Book**," said Mrs. Smith. "Don't forget to bring your money to buy a **GA Book**," she reminded them.

The girls were very happy as they hurried down the road. Several were humming the GA SONG. "I want to hurry home to tell my mother about the GA meeting," said one girl.

I will be glad when it is time to come again next week," another said.

Mrs. Smith studied very hard all week. She wanted to know all about the work of each officer. She read Chapter 2 in the **GA Book** over and over. The week passed quickly because she was very busy. To the girls, the week seemed very long!

**Memory work**

Write the answers:

1. Who should arrive at the meeting first, the leader or the girls?

---

2. Write four things a leader should learn by memory.

---

---

---

---

## Chapter 4

When the day came, Mrs. Smith was on time and waiting for the girls. First, they sang the GA SONG. Then Mrs. Smith repeated the WORDS OF GOD TO LEAD US. She repeated them several times. Soon the girls could say them, too. Mrs. Smith had written the ALLEGIANCE on a big brown bag which had been cut open. She put the poster made of brown paper at the front of the room. All the girls read the ALLEGIANCE together. "Next week we will memorize the ALLEGIANCE," the leader said. After prayer, Mrs. Smith explained to the girls about the officers. She said, "Girls, here are four things our officers and committee chairmen should be:

1. They should be sincere Christian girls.
2. They should be willing to work and prepare their work well.
3. They should be baptized members of the local Baptist church.
4. They should have a love for all races of people and all tribes. "

Then she told them the correct way to act at a business meeting.

The girls asked many questions. They were very eager to learn about the new officers and what each one should do.

Mrs. Smith asked, "How many brought your money for the **GA Book**?" Several girls raised their hands. Some said they could bring their money next week.

Again, Mrs. Smith marked the names of the girls who were present. Then she looked in the programme book for the prayer requests. She read the requests to the girls. When she finished reading the requests they prayed for the pastors and wives, missionaries and churches. Then the girls went home.

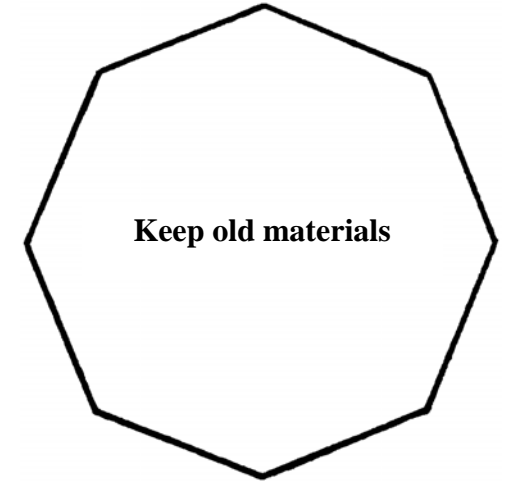


Before Mrs. Smith left the church she looked in the Sunday school room. She found several old Sunday Bible Study books. Some of them had pretty coloured paper on the outside. Some were blue, green, yellow, gold, and pink. The white paper on the inside had one side written on. But one side was clean. "This is just what I need," she thought. "I could take these old books apart and use that clean side of each paper."

On Sunday, Mrs. Smith went to the pastor and Sunday Bible Study superintendent. "May I have some of those old Sunday Bible Study books for my GAs?" she asked.

"Yes, we do not need them," the superintendent answered.

The next few days Mrs. Smith did much work. She took the pages out of one of the books. On the clean side of the paper she wrote the GA AIM. She wrote it on several papers until she had a copy to give to each girl.



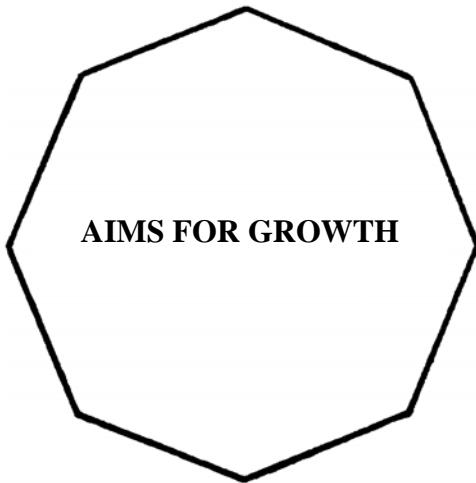
Write the answers:

1. Can just any member of GA be an officer? \_\_\_\_\_
2. What old thing did the leader use for a poster of the ALLEGIANCE?

\_\_\_\_\_

## Chapter 5

On the next meeting day, Mrs. Smith was busy working in the room before the girls arrived. She put the brown paper poster up front where all the girls could see it. As the girls arrived she asked them to sit down and study the ALLEGIANCE. When all the girls had studied a short time the leader took the poster down. Altogether the girls sang the GA SONG. Then they repeated the WORDS OF GOD TO LEAD US and the ALLEGIANCE. Mrs. Smith called on one of the Christian girls to pray. Next the names of the girls were called to see who was present. Several girls gave their money to the leader to buy a **GA Book**.



The leader said, “Today, I want to tell you about the AIMS FOR GROWTH. Let us look at Chapter 3 in the **GA Book**. We have these aims to help us have a better GA meeting. These aims will help us to be better Christians. There are two kinds of GA groups: a GOOD GA and an HONOURED GA. I must work and you must work if we have a GOOD GA. But we will have to work even harder if we are an HONOURED GA. Which group will we be?”

Love raised her hand. Mrs. Smith asked her to speak. Love said, “I am sure we all want to be the HONOURED GA. Please explain what we are to do.”

Mrs. Smith said, “On the second page of Chapter 3 are the requirements.” All the girls looked at the **GA Book**. The leader continued, “On the left side we see what we can do to be a GOOD GA. The right side shows the things for an HONOURED GA. See, there are more things required for the HONOURED GA. Now, I want to tell you about each number: GA. Now, I want to tell you about each number:

- Number 1 tells what the leader must do. I promise to do all these things.
- Number 2 says we must plan visitation and visit girls who do not come. You must be faithful in your attendance each week, too.
- Number 3 is concerning prayer. When we have a Week of Prayer we should come all five days as your mothers do. Once a year we want to

- Number 4 have a Focus Week.
- Number 4 shows us we must study our Bibles. I read my Bible every day. You will learn many verses in the Bible as you study your Forward Steps.
- Number 5 says, 'Acknowledging our Stewardship'. Do you know what stewardship means? Stewardship is giving. God gives us everything we have. We should give something back to Him. He asks for one tenth of our money. When we give God one tenth, this is called tithing. I tithe. I hope each of you will learn to tithe.
- Number 6 gives us an opportunity to visit those in need. I will help you to plan. We can visit those who are sick. We can visit those who are lost. We can tell them about Jesus.
- Number 7 will help us to learn more about people who live in other countries.
- Number 8 is work for the secretary. I will be happy to help her write her reports. At the end of each quarter a report must be sent to the GA Director of Zimbabwe. Then each officer and committee chairman will have reports to make.”

As Mrs. Smith finished telling about each Aim she said, “I know we will all work hard.”

The leader continued, “Next week at our meeting we will learn about

Forward Steps. We will study the first step. The first step is called Maiden. We will play games and have fun as we learn. I want you to study the GA AIM at your home. I have written it on papers for you.” Mrs. Smith gave each girl a paper with the AIM written on it.

During the closing prayer they each prayed for the prayer requests in the programme book.

Write the answers:

1. What are the two kinds of GA groups? \_\_\_\_\_
2. The GA girls must work on Forward Steps. Who else must work to make plans?  
\_\_\_\_\_

## Chapter 6

Every day was a busy day for Mrs. Smith. She cooked, washed dishes cleaned the house, and washed and ironed clothes. As she worked she sang:

“That all of the world's great people  
Might come to the Truth of God  
Might come to the Truth of God”.

She thought of the many people who did not know Jesus as their Saviour. She

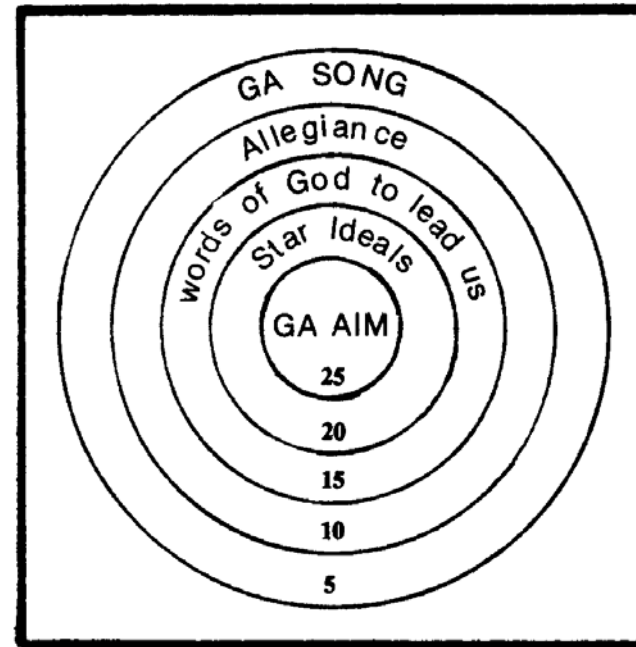



thought of girls in her GA group who were not Christians. She prayed for the girls. She prayed that God would help her to be a good leader. She enjoyed working with the girls. She was so happy.

Mrs. Smith went to a grocery store. “I need the biggest box you have.” The clerk found a big, big box and gave it to her. As soon as she got home she cut all four sides off the box. Now she had four large pieces of cardboard. “I will use two of the pieces to make a game for the STAR IDEALS,” she thought. She took one

piece and cut out a large star. The other piece was cut to have four equal sides. She kept this big piece.


Then Mrs. Smith put a little hole in the middle of the star. She also made a hole in the middle of the big square piece. Then she got a wire. She put the star on top of the other piece of cardboard. Then she put the wire through the hole in



of the piece of cardboard, Then she drew a bigger one around it. She kept drawing bigger circles until she had five circles. In each circle she wrote one of the things the girls should know.

the star and the hole in the square piece. She bent the wire on both ends so it could not slip out. She did not want the star to come off the other piece of cardboard. Then she put a number on each point of the star.

“Now, I will use the third piece to make another game,” she thought. “This game will help the girls to revise many things.” She drew a little circle in the middle



Write the answers:

1. How can Forward Steps be made more interesting? \_\_\_\_\_
2. Look in the back of this book for more games on Forward Steps.

## Chapter 7

The girls were so excited when they arrived for the fourth meeting. They remembered that Mrs. Smith had promised that they would play games.

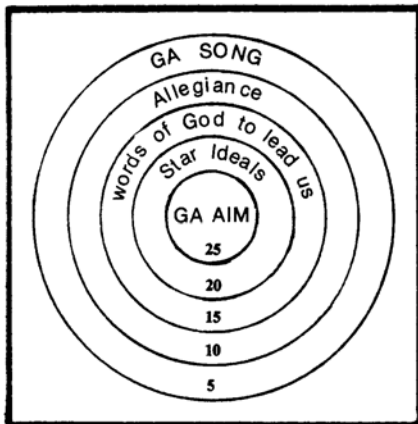
First, Mrs. Smith gave a **GA Book** to all the girls who brought their money. She said, "Let us look at Chapter 4 in the **GA Book**. These are the things you must do and the things you must learn to become a Maiden. Look at number 8. It says, 'You cannot finish this step until you have bought a **GA Book**.' Many of you have already done that. But all of you need to buy one. Now look at number 2. These are five things we will study today. Can you find the STAR IDEALS in Chapter 1?"

All the girls began to turn the pages. Quickly they raised their hands. They had found the STAR IDEALS. Mrs. Smith said, "Now, for a short time I want you to study them. Then we will play a game."

The girls studied very hard. It became very noisy as the girls repeated the five things over and over. Several times the leader asked them to study quietly. Then she showed them the game.

Mrs. Smith asked, "Grace, will you come first? Put your finger on one point of the star. Give it a quick turn and pull your hand away." Grace hit a point on the star. The star went around and around. Then it stopped. The number 3 stopped at the top. Then the leader asked, "Grace, can you say the third thing under the STAR IDEALS?"

Grace thought for a short time and then said, "Acknowledging my Stewardship."




"Right," said the leader. "Light, now it is your turn."

Light came to the front. She hit one of the points. Around and around the star went. Then the number 1 stopped nearest the top. Quickly Light said, "Abiding in Him through prayer."

The girls took several turns. Then Mrs. Smith showed them the next game. She put it on the floor. The girls got in a line.

"Love, would you like to throw the stone first?" Mrs. Smith asked as she



handed Love a small stone. "Throw it on the cardboard."

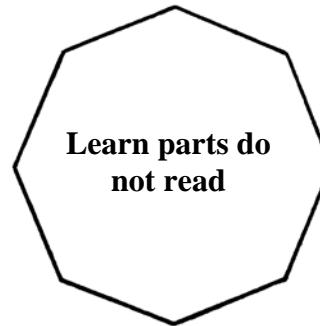
Love pitched the stone. It rolled off the cardboard.

"Try again, the leader said.

This time the stone landed on AIM. Love got 25 points for hitting that circle. Now if she could say the Aim she could have 25 points more. Love had studied hard all week at her home. She knew the AIM well. When she finished, Mrs. Smith said, "That is 50 points for Love."

One girl after another pitched the stone. The girls had fun as they learnt their Maiden step. The leader explained to the girls that they should also study on their forward Steps at home. Mrs. Smith showed the girls all the steps in the GA Book. They talked about the things they would learn. Mrs. Smith said, "The WMU will elect a few women to serve on the Reviewing Council. When you have learnt all the things for the step you must say them to the

Reviewing Council. These women will decide if you pass the step or not. The leader cannot be the one to decide."



Then the leader called the names of the girls to see who was present. "Next week we will put the names in the record book," she told them. "If you want to become a member you must attend three meetings without missing. Also, we will elect officers. We will have a programme, too."

The girls looked at the programme for the next week as the leader assigned the parts. She explained to the girls that they must study the part at home. They should learn the part well. They

should not read the part at the meeting.

Write the answers:

1. How many times must a girl attend meetings without missing to be a member?  
\_\_\_\_\_

2. Should the girls read their parts at the meetings? \_\_\_\_\_



## Chapter 8

The following week Mrs. Smith went to every girl's home. She talked to the parents about their daughter being a GA member. Some parents were members of other churches. She said, "Even though GA is a Baptist meeting other girls are welcome to attend."

Almost every day the leader read the programme. She wanted to know all the parts well. She knew that each week she must prepare the conclusion well. She must talk to the girls each week during the conclusion and not read the part. Then she studied the programme for the following week. She needed to plan ahead.

As the girls chose officers at the next meeting they remembered the four things the leader had told them. Then they chose a name for their GA. It was named for a missionary in another country.

Mrs. Smith picked up the record book. After the girl's name there were questions to ask. She put a tic (insert graphic) in the box if the girl had been baptized. She asked each girl if she had a Bible. Then there was a place to mark the step the girl had passed. She asked each girl if she always gave an offering to the church. If the girls said "yes" she put a tic. The last question asked, "Do you read your Bible every day?" Mrs. Smith explained that on the last page of the programme book were verses for them to read every day.



**Visit the parents**



**Prepare  
conclusion well**

Then the programme was given. It was a good programme. The girls had studied hard on their parts. Mrs. Smith closed the meeting by talking to the girls about what they had studied in the programme. Then parts were given to other girls to study for the next week. Mrs. Smith said, "Please study and know your parts as these girls did today. After our closing prayer, I would like for the new officers to remain. The rest of the girls may go home."

When the other girls left, Mrs. Smith sat down with the new officers. They all opened their GA Book to Chapter 2. The leader showed each girl where she should study to learn about their work.

Mrs. Smith said, "Next week the president and the secretary will sit at the table at the front of the room. Joy, since you are the president, you will begin the meeting. You will lead the group in singing the GA SONG. After

that, ask the girls to say the WORDS OF GOD TO LEAD US and the ALLEGIANCE. Then you should ask a Christian girl to pray. Grace, since you are the secretary, you will call the names. As you call each name, the girl will answer with the memory verse for the week. Joy, then you or the programme chairman can lead the girls in singing another song. All of these things are at the beginning of each programme in your programme book."



**Know your  
girls**

"Girls, please be good and quiet as you sit at the table," Mrs. Smith said. "Do not laugh. Sit up straight. When you stand, you must stand straight. When you talk, look at the other girls. Talk loud so they can hear you. Then you may leave the table and sit with the other girls for the programme.



**Work with  
officers**

"Hope, since you are the programme chairman we can plan the programmes at our home," her mother said. "A leader should always work with the programme chairman on the programmes. We will need to study all the programmes. We will need to study all the programmes in the book. We must use different girls each week. We can give short parts to younger girls. Older girls can learn longer parts. After we study the programmes you can work with the girls on your programme committee. They will help make plans. They can help make posters and things for the programme. But, Hope, since you are the programme chairman, you will lead the programme each week. I will give the closing part."

Mrs. Smith stood up and said, "I think that is all today, girls. Study hard this week so you can do your work well."

Write the answers:

1. When should the leader visit the parents? \_\_\_\_\_

2. Who begins the meeting each week? \_\_\_\_\_

Who begins the programme? \_\_\_\_\_

Who gives the closing part? \_\_\_\_\_

## Chapter 9

The girls enjoyed their new work. They often had questions about their work. Mrs. Smith was always kind and helpful to them.

Keeping the records is a very important job. Grace had been chosen to be the secretary. She was in a higher standard in school. She could write well. She could do sums well. She was a good Christian and faithful to attend the meetings. The girls thought she would be a good secretary. Mrs. Smith had studied the work of the secretary in the GA Book and explained it to Grace. They had studied together number VIII in the AIMS FOR

**Help the officers**

**Work of the Secretary**

GROWTH. Mrs. Smith explained that they would have to fill out two reports in the back of the record book at the end of each quarter. One report must remain in the book. After each meeting Mrs. Smith always looked at the record book. Sometimes the secretary made a mistake. The leader talked kindly to the secretary as she explained the error in the book.

Mrs. Smith talked with the secretary and programme chairman. "I think we need a record to know which girls give parts," she said. "Then we will not use the same girls every week. If a girl is to give a part for the coming week we can put a big dot in the box after her name. If she attends the meeting the secretary will draw a line down from the dot to show she is present. If a girl is absent, put 'A'. If you know that she is sick, put 'S'."

Most of the girls learnt their parts well. They stood at the front and talked without reading. However, sometimes a girl failed. She did not know her part. Sometimes Mrs. Smith felt like scolding the girls if they did not know the part. But she knew she must never do that. "I will talk to the girl when the others are not near," she thought. "That is better than scolding."

After one meeting, Mrs. Smith talked to Flower because she had not learnt her part. Flower looked down at the floor and said, "Mrs. Smith, my baby brother destroyed my book."

**Mission Study Book**

The leader smiled and said, "Flower, next time remember to put your book away. Put it where baby brother cannot reach it."

Indicate with a dot those who will have parts the following week

NAMES	1st	2nd	3rd	4th	5th	
	1. JOY	/	/	/	/	/
2. HOPE	/	/	/	/	/	.
3. LOVE	/	/	/	/	/	
4. GRACE	/	A	/	/	/	.
5. FAITH	/	/	/	/	/	.
6. LIGHT	/	/	S	/	/	
7. FLOWER	/	/	/	/	A	

Write the answers:

1. Who should help the officers when they have questions or make mistakes?

\_\_\_\_\_

2. How should a leader talk to the girls? \_\_\_\_\_

## Chapter 10

It was near the end of the year. Mrs. Smith had been very busy in the field. The day came for GA meeting. Mrs. Smith hurried to the church.

It was time for the meeting. No girls came. Mrs. Smith waited and waited. Finally a few girls came. The president and programme chairman did not come. Mrs. Smith asked the girls concerning Joy and Hope.

One girl answered, "They are forced to remain at school to play ball. They will not come to the GA meeting today."

"Oh," said Mrs. Smith, "What will we do?" She looked at the programme. There were five parts. And only two of the girls with parts were present. Mrs. Smith thought, "And I have been so busy in the field. I did not take time to study. Now I am not prepared. I should be able to talk about all the parts but I will have to read them."

The programme was a bad one. Mrs. Smith was not happy. "I have failed today," she thought. "God cannot be pleased with me." Silently she prayed, "God, forgive me for failing in your work. Help me always to prepare the programme well."

Write the answers:

1. Should the leader ever be too busy at home to study for God's work?

---

2. Who should be prepared to talk on each part if the girls on the programme do not come to the meeting?

---

## Chapter 11

The women of the WMU were having their regular weekly meeting. The president read a letter concerning the WMU Convention. Then the president asked, "Whom should we send to the WMU Convention?"

One member responded, "I think our GA leader should be one to attend."

The WMU voted that Mrs. Smith would be one representative at the Convention.

Mrs. Smith was so happy. She thought, "Now I can help the girls with the requirement for Aim I."

When Mrs. Smith attended the WMU Convention there was a workshop for the GA leaders. She learnt many new things at the workshop. The GA Book and Leader's Guide were explained. She heard about plans for Coronations. She learnt about things she could do for Focus Week.

After the workshop Mrs. Smith was talking with Mrs. Jones about GA work. Mrs. Jones said, "We are having an Associational GA meeting next month. The meeting will be in our church. Now that you have organized a GA you will want to be a part of the Associational GA. Please bring your GAs to the Associational Meeting."

"I would be happy to come," said Mrs. Smith. "I have never attended an Associational GA meeting. I know my GAs would like to come, too."

Write the answers:

1. What big convention should the GA leader attend? \_\_\_\_\_

2. Write some things which are taught in a GA workshop. \_\_\_\_\_

---

---

## Chapter 12

Mrs. Smith received a letter. It was an invitation to attend the Associational GA meeting at Mrs. Jones' church.

At the next GA meeting Mrs. Smith read the invitation to the girls. Then they made plans to attend.

It was fun getting ready to go to the meeting. They would be gone three days. Each girl prepared her Bible, bowl, cup, spoon, and her blankets. The girls did not mind walking many kilometers to the meeting.

As they walked they sang. Then they talked and asked each other many questions. "I wonder what the meeting will be like," Hope said.

Joy asked, "Do you think there will be many girls?"

When the girls arrived they were so surprised. There were many, many girls. They saw the leaders from different churches. The leaders had worked to make the church look pretty.


After registration it was time to eat. The girls made many new friends as they ate and talked together.

There were many things to do at the Associational meeting. There was a time for singing. A time for Bible study. A time for the GA officers to learn more about their work. The girls played games together. Then there was a Coronation.

It was a wonderful Coronation. Many girls passed their step. First, the Maidens came into the church. They sang as they walked to the front. Then they told some of the things they had learnt. One of the women of the WMU gave the charge to the girls. Then Mrs. Jones, the associational GA leader, pinned the green badges on the new Maidens.

Next, the Ladies-in-Waiting entered. After they told some of the Scripture verses and things they had learnt they received their white stars. Mrs. Jones pinned the stars on the green badges they were wearing.

The Princesses entered. They had learnt more than the Maidens and Ladies-in-Waiting. Each step gets harder. The girls were so happy as Mrs. Jones pinned on their badges. For the Princess step each girl received a gold "GA".



To have a Coronation there must be a Queen! Every GA looks forward to the time she can be crowned "Queen". First, a little boy walked in carrying the crown on a pillow. Then a little girl came with flowers in a basket. She dropped the flowers where the queen would walk. Each Queen was preceded by a crown bearer and flower girl. When the charge was given to the Queen, the crown was placed on her head and the gold band was pinned on her badge. Then the badge was complete.



The Queens were followed by girls who had passed the higher steps. Mrs. Smith wondered how long it would be until she could crown some of her girls. She was sure the girls would work harder now to learn their steps. And Mrs. Smith was sure she would work harder to help the girls.



Write the answers:

1. Name the first four steps in GA. \_\_\_\_\_

\_\_\_\_\_

2. Look in the GA Book. Write the names for Step 5 and Step 6.

Step 5 \_\_\_\_\_

Step 6 \_\_\_\_\_

- If you have girls ready for Step 7, write the GA Director of Zimbabwe.
- Look in the back of this book for a Coronation service and an Associational GA meeting you can use.



THE BIBLE



Queen's Sceptor



Cape

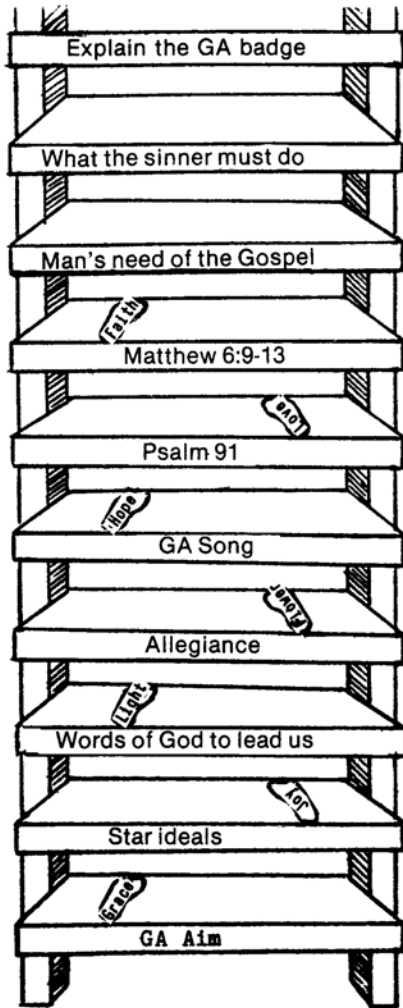
GA Badge



A Christian Book



## Chapter 13



Many of the girls had studied hard on their Forward Steps. Some girls had learnt much more than others. It was hard for Mrs. Smith to remember what each girl had learnt. She needed to know what thing each girl was working on. Then she thought of something. She used the backs of two old calendars. She made a ladder.

All of the things which were to be done for 'Maiden' were put on the steps of the ladder. She used the backs of old Sunday Bible Study books and cut out little feet. She put a girl's name on each little foot. Then she pinned each foot to the ladder. She pinned the foot on the thing the girl was working on.

One meeting every month the girls were given time for Forward Steps. After the devotional Mrs. Smith would ask who could climb higher. If the girl had studied at home she might be able to say one or two things. Mrs. Smith would move that Girl's foot on the ladder. Then all the girls were given time to study at the meeting. When study time finished, all the girls came back to the ladder. Again, Mrs. Smith gave them a chance to say what they had learnt and a chance to move up the ladder.

Forward Steps day was a lot of work for Mrs. Smith. She prepared many games to make the work interesting for the girls. The girls were happy and enjoyed studying Forward Steps.

Write the answers:

1. Number 1 of the Maiden step is not on the ladder. Look at your GA book. What must the girl do for number 1? \_\_\_\_\_
2. Who must work to make Forward Steps interesting? \_\_\_\_\_

## Chapter 14

At the WMU Convention Mrs. Smith learnt about GA Focus Week. She wanted to plan a GA Focus Week in her church. She asked the girls, "Would you like to have a GA Focus Week?"

All the girls were so happy. They all talked at once, "Yes!" "Yes!" "What will we do?" "When can we have it?" When the leader had quietened the girls they began to make plans. First they decided on the week they thought would be best. They knew they must talk to their pastor about the time. Sometimes the dates are already on the calendar.

Then they decided on a theme for the week. Two of the girls volunteered to make a poster to put in the church. One by one the girls named things which could be done each day. Soon most of the plans were made.

Mrs. Smith talked to the pastor. He was very happy to know the work which the girls were planning for the whole week. He said the week they had chosen was a good one. Mrs. Smith told the pastor the girls wanted to sing in the choir on Sunday. The pastor thought that was a good idea. "I will ask two of the girls to receive the offering," he said.

For weeks the leader and the girls continued to prepare for Focus Week. They prayed that God would bless their work. The poster was completed. The two girls put it in the church.

On Sunday the girls had smiles on their faces as they sang in the choir. The pastor asked the GA president to tell the people in church about GAs and their plans. Then two of the girls received the offering.

The girls worked for the Lord on Monday as they made books for the hospital. For weeks they had been collecting old things to use in making books. Some had brought old GA books. Some girls brought bags, wrapping paper, and string. Some had found pretty pictures. They thought it was fun to make books for the hospital. It was a way to witness for the Lord, too.

On Tuesday the leader and girls went to visit a sick person. They sang

Sunday	<b>"SERVE JESUS"</b>	Thursday
Monday	<i>The important week of the year is</i>	Friday
Tuesday	<b>GA</b>	
Wednesday	<b>FOCUS WEEK</b>	Saturday
<b>OCTOBER 2 - 8</b>		

many songs. Then they gave a programme. They prayed for the sick person before they went home.

Wednesday was the day the GAs always met for their programme. Therefore, they had their regular meeting on that day.

The girls asked their mothers to wait after their meeting on Thursday. When the girls came from school they gave a short programme for the WMU women. The WMU had elected a Reviewing Council. After the programme the girls who had finished their steps said what they had learnt to the Reviewing Council. The women on the council voted if the girl knew the things well or if she should not pass.



Friday was a day for fun. Mrs. Smith and the Social Committee had planned many games for the girls. The women of the WMU prepared tea for the girls.

The Mission Study Chairman had worked with Mrs. Smith in planning for a book to be taught on Saturday. They had invited a guest to teach the book. It was a book which had been written for GAs.

The last day of Focus Week was a wonderful day! On Sunday they had a Presentation Service. It could not be called a Coronation as they did not have any Queens yet. Mrs. Smith had asked the WMU to buy badges for the girls. Therefore, the WMU president presented the badges. Mrs. Smith was so proud of her girls as they were recognized for passing their first step.



Write the answers:

1. Who decides if a girl should pass the step? \_\_\_\_\_
2. How many days should the GAs and leader do things for Focus Week?  
\_\_\_\_\_
3. Look in the back of this book for Focus Week suggestions.

## Chapter 15

The last programme in every quarter is for community missions. Mrs. Smith knew her community well. She had studied the needs of the people.

She knew many who were not Christians.



Soul-winning is the most important thing in community missions. The GAs were learning Bible verses about soul-winning in the Maiden step. However, Mrs. Smith thought this was not enough. She asked the pastor to come to talk to the girls about soul-winning. The pastor explained the right way to talk to people about Christ. He showed them a tract on the way of salvation. He told them how to use the tract when they

went to visit.

Mrs. Smith and the girls always planned the programme well for community missions. Sometimes they knew of a great need in the community and did not follow the programme in the book. Then they planned their own programme to meet the need.

Sometimes for community missions the GAs would visit sick people or old people who could not come to church. Sometimes they visited people who needed help. They also visited girls and invited them to come to GAs.



Write the answers:

1. What is the most important thing in community missions?  
\_\_\_\_\_
2. Make a list of things you could do to help in your community?

_____	_____
_____	_____
_____	_____

## Chapter 16

Soon it was time for the WMU to elect officers for the new year. The president asked, "Whom should we elect for our GA leader?"

Several hands went up. Many said, "Mrs. Smith." Many nodded their heads.

The president said, "The girls love Mrs. Smith. She worked hard. She has studied and planned well. She has been faithful every week. These things make a GOOD LEADER!"

### SUMMARY

#### What Is GA?

1. A meeting for girls ages 9-16.
2. A Baptist meeting.
3. GA is an organization of the WMU.
4. The purpose is to teach the girls about people in different countries and how they can serve Jesus in their own country.

#### What Is A Good Leader?

1. A good leader must be a consecrated Christian.
2. A good leader should be a Baptist church member.
3. A good leader will tithe.
4. A good leader will read her Bible and pray daily.
5. A good leader will be determined to work and study.
6. A good leader will be patient.
7. A good leader will be on time for the meetings.
8. A good leader must enjoy working with girls.
9. A good leader must truly feel God has called her to work with GAs.

#### The Way To Organize a GA

1. The leader should first be elected by the WMU.
2. The leader should talk with the pastor and his wife about the GA.
3. Before the first meeting every girl in the church should be invited.
4. Before the first meeting the leader should read all the GA Book and GA Leader's Guide.
5. The leader should learn the GA SONG, AIM, STAR IDEALS, WORDS OF GOD TO LEAD US, and ALLEGIANCE.
6. GA programme books should be gotten from the Baptist Publishing House in Bulawayo. It is best to have one programme book for each girl.
7. The leader should be well prepared for the first meeting.

8. At the first meeting the WORDS OF GOD TO LEAD US, STAR IDEALS, AIM, and ALLEGIANCE should be read. The GA SONG should be sung.
9. It is good for a new GA to study the GA Book together before they begin to use the programmes.
10. After the GA Book has been studied the girls should elect officers.

#### The Way To Prepare For Your Work

1. As soon as the new programmes for the quarter arrive, the leader should read all thirteen programmes.
2. Mark with a pencil the things you need to do and the materials you will need for each programme.
3. Study each programme several times just before each meeting.
4. The leader should be sure all officers understand their work and help them when they have difficulties.
5. The conclusion should be studied well. The leader should not read the conclusion at the meeting but should talk to the girls about it.
6. The leader should collect old materials such as old programme books, paper, pictures, large bags, and maps.
7. The leader should know her girls well and visit the homes.
8. The leader should talk to the women of the WMU. She should ask them to pray for her and the GAs and also to help with the work. The WMU should buy materials which are needed.

#### What To Do At The Meeting Each Week

1. The president should begin the meeting by following the outline in the programme book.
2. Then the secretary should call the names and each girl should answer with the Scripture verse for the week.
3. The programme chairman should present the programme.
4. Different girls should be used to give the parts.
5. The leader should talk about the conclusion.
6. Parts should be assigned for the coming week.
7. There should not be a business meeting every week. There should be a business meeting once a quarter or more often if there is a need. The president should be in charge of the business meeting.

#### Aims For Growth

1. The Aims for Growth are to help the girls have a better GA meeting.
2. The Aims for Growth should be read once a month. Things completed should be marked in the **GA Book**.

### **Keeping Records**

1. Keeping good records is very important.
2. The record book should be brought to every meeting.
3. An older girl who is good and who can write well, should be elected as secretary.
4. The secretary should understand her work which is described in the **GA Book**. The leader should explain the work to her.
5. The secretary and leader should study Aims for Growth VIII in Chapter 3 of the **GA Book**.
6. The secretary and leader should study together the first page of the record book.
7. A girl's name should not be written in the record book until she has attended three meetings without missing.
8. The leader should go to the home and talk to the parents before a girl's name is put in the record book.
9. The leader should check the record book after each meeting to see if the secretary has made mistakes.
10. At the end of each quarter the leader should help the secretary fill out the report. Two reports for each quarter are in the back of the record book. One report is to be left in the book. One report should be torn out and sent to the GA Director of Zimbabwe.

### **Forward Steps**

1. Forward Steps is an addition to the girl's work to encourage them to study the Bible and the work of Baptists.
2. The leader should read through all the requirements for all the steps.
3. Each girl must do her own work in Forward Steps.
4. The leader must make Forward Steps interesting so the girls will want to learn.
5. Time should be given at the meeting once a month to study on Forward Steps. Girls should also study at home.
6. A Reviewing Council is appointed by the WMU to examine the girl when she has finished a step.
7. Awards are given at a Recognition Service or Coronation: Maiden: green badge Lady-in-Waiting: white star Princess: gold GA emblem Queen with a Bible: Bible or scepter Queen who Serves God: Christian book or cape
8. The awards should be bought by the WMU.

### **Focus Week**

1. Focus Week should be held one time each year to let the people in the church know about GA work.
2. Focus Week is also a time for the girls to do more work for the Lord.
3. The girls should meet every day in the week during Focus Week.
4. Something different should be planned for each of the days.

### **Community Missions**

1. Community missions is the work of helping to make the community Christian.
2. The leader should know the needs of the community and the needs of every GA member.
3. Soul-winning is the most important thing in community missions.
4. The girls should be taught by the pastor or some experienced person before they try to witness for Christ.
5. The last programme in every quarter is for community missions. The programme in the book does not have to be followed if the leader can plan something better.
6. The community missions programmes should be well planned before the girls visit.
7. For community missions the girls can visit the lost, unenlisted, new members, sick, aged, and needy.

### **Associational GA Meeting**

Below you will find a copy of an associational GA meeting to use in your association. You may not want to use this same programme each time. But you can use it for a pattern to plan your own. You should have an associational meeting at least one time a year and maybe more times than one. The theme could be "The Light of the World is Jesus". For decorations you could have four pieces of large paper joined together to make a large poster. On this large paper draw a round picture of the world. Use a Bible to stand for Jesus in the theme. Have a bright light turned on the picture of the world and the Bible.

#### **Friday:**

Registration

Supper

Time for singing (Do this outside the church if possible)

Night Service: THE LIGHT OF THE WORLD IN OTHER LANDS

(Invite someone to come and show pictures of people in different lands and tell about these pictures.) Also, THE LIGHT OF THE WORLD IN MY LIFE (Testimony time by the girls). 2 Corinthians 4:3-6.

To close the night service have someone sing the song "The Light of the World is Jesus". While this song is being sung let girls dressed in clothes from different countries walk to the picture of the world and stand in front of it. Let a different girl walk forward as each stanza of the song is being sung. The girl should stand looking at the world with a Bible in her hands. The light will be shining on her and the world and the rest of the church will be dark.

Devotional before you sleep: Use Psalm 119:105.

### **Saturday:**

Morning service very early: Use Ephesians 5:8-14

Breakfast

Bible Study: Use Matthew 5:14-16

Seminars: THE LIGHT OF THE WORLD IN OUR LIVES

GA Leaders: Study the Leader's Guide or the GA Book. (Each area will know what their leaders need most).

GA Officers: Have a play to show how each officer should do her work. Also, anything else the officers need to be taught.

GA Members and visitors: Have a play to show what is done in GA each week. Also, have any other thing you think they would be interested in.

### **Rest**

Sermon: LET YOUR LIGHT SO SHINE IN YOUR DAILY LIFE  
Use John 8:12. This should be a very personal service touching on many danger points in girl's lives.

Lunch

Rest

Coronation practice: (Games at this same time for the girls who are not in the coronation)

Supper

Coronation: (You can find a coronation service in this book)

Devotional before bed: Use Romans 13:12

### **Sunday:**

Early morning service: Use 1 John 1:5-10

Breakfast

Sunday Bible Study

Church service

## THE LIGHT OF THE WORLD IS JESUS

1. The whole world was lost in the darkness of sin  
The Light of the world is Jesus,  
Like sunshine at noon-day His glory shone in  
The Light of the world is Jesus.

Chorus:

Come to the Light, 'tis shining for thee  
Sweetly the Light has dawned upon me,  
Once I was blind but now I can see  
The Light of the world is Jesus

2. No darkness have we who in Jesus abide  
The Light of the world is Jesus,  
We walk in the light when we follow our guide  
The Light of the world is Jesus
3. Ye dwell-ers in darkness with sin-blinded eyes  
The Light of the world is Jesus,  
Go wash at His bidding and light will arise  
The Light of the world is Jesus
4. No need of the sun-light in heaven we're told  
The Light of the world is Jesus,  
The Lamb is the Light in the City of Gold  
The Light of the world is Jesus

**Three Part Harmony for Girls**  
**THE LIGHT OF THE WORLD IS JESUS**

s,   d : r : m : m : r : d	r : d : r : m : - : m	s : s : s : s : - : m
s,   s, t, : d : d : t, : s,	t, : s, : t, : d : - : d	m : m : m : m : - : d
s,   m, : s, : s, : s, : s, : m,	s,   m, : s, : s, : - : s,	d : d : d : d : - : s,

1. The whole world was lost in the dark-ness of sin, The Light of the world
2. No dark-ness have we who in Je - sus a - bide, The Light of the world
3. Ye dwell-ers in dark-ness with sin - blind -ed eyes, The Light of the world

m : - : - : r : - : s,	d : r : m : m : r : d	r : d : r : m : - : m
d : - : - : t, : - : s,	s, : t, : d : d : t, : s,	t, : s, : t, : d : - : d
s, : - : - : s, : - : s,	m, : s, : s, : s, : s, : m,	s, : m, : s, : s, : - : s,

Is Je - sus; Like sun - shine at noon - day His glo - ry shone in,  
Is Je - sus; We walk in the light when we fol - low our guide,  
Is Je - sus; Go, wash, at His bid - ding, and light will a - rise,

s : s : s : s : - : m	r : - : - : d : - : -	r : r : m : r : - : s
m : m : m : m : - : d	t, : - : - : s, : - : -	t, : t, : d : t, : - : r
d : d : d : d : - : s,	s, : - : f : m, : - : -	s, : s, : s, : s, : - : t,

The Light of the world is Je - sus.  
The Light of the world is Je - sus. Come to the Light, 'tis shin-ing for thee;  
The Light of the world is Je - sus.

fe : m : fe : s : - : -	r : r : m : r : - : s	fe : m : fe : s : - : -
d : d : d : r : - : -	t, : t, : d : t, : - : r	d : d : d : r : - : fe
l, : l, : l, : t, : - : -	s, : s, : s, : s, : - : t,	l, : l, : l, : t, : - : r

Sweet - ly the Light has dawned up - on me, Once I was blind,

s : m : f : s : - : m	f : m : f : l : - : l	s : s : s : s : - : m	r : - : - : d : -
m : d : d : m : - : te	d : d : d : f : - : f	m : m : m : m : - : d	t, : - : - : s, : -
d : s, : l, : d : - : s,	l, : s, : l, : d : - : d	d : d : d : d : - : s,	s, : - : f, : m, : -

but now I can see: The Light of the world is Je - sus.

**CORONATION SERVICE**

Once each year the girls who have passed a step in their GA work should be honoured in a special service. If there are one or more Queens, this service is called a Coronation. If you do not have any Queens, but have girls who have passed other steps, you should still have the service recognizing these girls. This service is called a presentation. Parents, friends, and church members should be invited to come to this meeting. They will learn much about what the GA does as they hear the girls tell of their work on the Forward Steps.

Any number of girls can be in a service like this. Each one should tell at least one thing she has learnt as she has worked on her step.

Following is one Coronation Service. It has been planned for 12 girls: 5 who have passed Step 1; 3 who have passed Step 2; 2 who have passed Step 3; and 2 Queens. When you plan a Coronation service, you can use one like this, or you can plan your own. This one has been prepared as a guide or pattern for you to use in planning a service for your GA.

**Theme:** "WE'VE A STORY TO TELL TO THE NATIONS"

**Leader:** "We've a story to tell to the nations" - the greatest story ever told-"That the Lord who reigneth above hath sent us His Son to save us, and show us that God is Love." This story is the story of Jesus, God's Son, the Saviour of all people of all nations, who will believe in Him. GA was begun to help tell this wonderful story. We have been told, but there are still many in our country and in other countries who do not know that God sent His Son to be their Saviour.

The GA girls who are here this evening have learnt many things about Jesus and His work on earth as they have studied their Forward Steps. They have learnt that they must do as Jesus said, "Go ye therefore and teach all nations." They are going to tell you some of the things they have studied in GA. Those who are coming now are Maidens.

**Entrance of Maidens** - (They may walk down the church aisle; or may stand and come from where they are sitting. They should come to the front of the church. One or more people may sing as they enter, or there may be other music.)

**Leader:** You have finished the first step in GA. Will you say together your GA WORDS OF GOD TO LEAD US.

**All Maidens:** (Repeat the WORDS OF GOD TO LEAD US together.)

**Leader:** Chiedza, will you say Psalm 91 which you have learnt?

**Chiedza:** (Says Psalm 91)

**Leader:** Rudo, what scriptures did you learn that tell us man needs to be saved?

**Rudo:** (Says Isaiah 53:6; John 3:16; John 3:18).

**Leader:** What are the first two things the sinner must do, Emily? Emily: (Says Luke 13:3 - Repent; and Acts 16:31-Believe)

**Leader:** Then what must the sinner do, Tsitsi?

**Tsitsi:** (Says Matthew 10:32-33 - Confess, and John 14:23-24 - Obey)

**Leader:** Monica, will you tell us about the GA badge? Monica: (Tell about the badge and colours)

**Leader:** You have done your work well and we are happy to give you your GA badge to show that you have finished Step 1. You have yet much to learn about Jesus, and you must study well to become Ladies-in-Waiting.

**(Leader pins on badges)**

**Maidens Sit Down** - or they may move to the side and continue to stand at the front during the rest of the service if there is room. There may again be music while they take their places. As they move to their places, their GA badges are pinned on, either by the leader or by one who is chosen to do this.

**Leader:** The Ladies-in-Waiting are now coming.

**Entrance Of Ladies-In-Waiting** - They enter in the same manner as the maidens did.

**Leader:** You have worked hard this year to climb to Step 2 in your GA work. Jane, tell us what you have learnt about Southern Baptist work in Zimbabwe.

**Jane:** (Give brief history of work in Zimbabwe)

**Leader:** What are the characteristics of a Christian, Fungai?

**Fungai:** (Say Matthew 5:1-12.)

**Leader:** Thandiwe, what is the mission of a Christian?

**Thandiwe:** (Says Matthew 28:19-20 and John 12:32)

**Leader:** We are happy to add the stars to your badges. May you let your lives shine for Jesus as brightly as the stars as you continue to climb the Forward Steps in GA. (Leader pins on stars)

**Ladies In Waiting Sit Down** - or take their places. As they leave, the stars are pinned on the badges which they already wear.

**Leader:** The Princesses are coming now.

**Entrance Of Princesses** - They enter in the same manner as the others have come.

**Leader:** As you have studied to become Princesses in GA you have learnt what Baptists believe. Martha, will you tell us in your own words what Baptists believe about salvation?

**Martha:** (Tells what Baptists believe about salvation.)

**Leader:** Esther, will you say for us all the books of the Bible? Esther: (Says Books of the Bible.)

**Leader:** A Princess is a daughter of a King. The writer of Psalms says, "The King's daughter is all glorious within." (Psalm 45:13a) If you are a Christian, you are a child of God, the true King above all kings. You must serve your King with all your lives, always trying to tell others about Him. We know you will try to serve the Lord as you continue to study that you may become Queens in GA. (They are given their gold GA letters.)

**Princesses Sit Down** - or take their places as the others have done.

**Leader:** Queens of GA have arrived at a high position. The Queens are coming now.

**Entrance of Queens** - If possible, they should walk down from the back of the church to their places at the front. An announcer may call their names as they enter. There may be music, as before.

**Leader:** Queen Ida, will you tell us what it means to be a Christian? Ida: (Tells what it means to be a Christian.)

**Leader:** Queen Floret, one of the greatest things in the life of a Christian is love. Tell us what the Bible says about love?

**Floret:** (Says 1 Corinthians 12:31; 13:1-13)

**Leader:** Girls, it is love that will make you true Queens. First, love for Jesus; and then, love for all people. The greatest love of all is the love of God. Stay near Him that you may be filled with His love. Then you will truly be Queens.

You will please kneel now to receive your crowns. (Queens kneel and receive their crowns. As each crown is placed on the girl's head, the leader may say,) "Queen Ida, I crown you Queen of GA." (The leader pins the gold band on the badge. Girls then stand in their places at the front.)

**Leader:** When Elizabeth was crowned Queen of England she was told to remain seated after she received her crown while a choir sang. They begin to sing, "Hallelujah, hallelujah, for the Lord God above all reigneth." She could not remain seated. She stood up and removed her crown and bowed her head as they sang, "The Lord God above all reigneth." So we too, must bow before the Lord of all - the one true God - and crown Him as the only King of our lives.

**Special Song of Dedication:** "I Surrender All" (Girls should all stand reverently and quietly with bowed heads while this song is sung.)

**Prayer:**

**Leader:** All of us can now follow Jesus as these GA girls are trying to do. If you are not a Christian, you can believe in Jesus as your Saviour right now. We who are Christians, let us follow Jesus. Let us tell the wonderful story of our Saviour to all who do not know Him.

Let us all stand now and sing "We've a Story to Tell the Nations".

**Song:** As this song is being sung, the girls may leave the front of the church-- the Queens first, followed by the Princesses, then Ladies-in-Waiting, and then the Maidens.

**Prayer of Dismissal**

## GA Focus Week

**You can use the theme: "Receive Jesus". Each day the programme is planned around the Star Ideals. Make the words RECEIVE JESUS in big letters to hang at the front of the church during the week.**

**Sunday:**

The GAs should lead in the opening period of Sunday Bible Study in the adult group and in the intermediate group and in the junior group. The girls can choose the ones they want to give devotionals or testimonies in these groups. They may want to give a devotional on "Receive Jesus". If you do not have enough girls to meet in the three groups, then meet in the opening prayer, one girl to give the devotional or testimony and one girl to lead in the closing prayer.

During the church service all of the girls must sit together in a chosen place at the front of the church. No one else must sit with them except their leader. You, as their leader, should ask the pastor before church begins to ask the girls to stand up during the church service. This is so everyone will know that these are GA girls. If the girls have finished any Forward Steps they should wear their GA badge.

On Sunday afternoon, meet at the church and go visiting together. Visit members who do not come and visit girls who could be members but who are not. Ask them to join you in your meetings for the week.

**Monday: Receive Jesus Through Prayer**

Find in your GA programme book the last week of prayer programmes you have had. Read these programmes. Find maps, if possible, of the countries you studied about in these programmes. Read the things to pray for in each programme. Let this day be a prayer meeting for yourselves and for the people in other countries. Pray for all of the things you read from these programmes.

**Tuesday: Receive Jesus in Bible Study.**

Let the WMU Reviewing Council come and hear what the girls have learnt by memory if you are planning a coronation service or recognition service.

**Wednesday: Receive Jesus in Stewardship**

Use the stewardship programme for this day from your GA programme book.

**Thursday: Receive Jesus to Help Adorn with good works**

You, as the GA leader, give a devotional this day on Proverbs 31:10-31. Ask your pastor or someone in your church to come and talk to the girls on "Ways they can Adorn Themselves with Good Works."

**Friday: Receive Jesus in Obeying the Great Command of Jesus in Matthew 28:10-20**

Ask someone to teach a mission study book this day. Let this book be about someone in another country. If there is not time to teach the entire book you can begin the book this day.

**Saturday: Have a party.**

Be sure and ask the WMU to help you with the party. Play games. Have biscuits to eat and Mazoe to drink. Practice for the coronation service after the party.

**Sunday:**

Ask the pastor of your church to let the WMU have a GA coronation service at one of your church services. Invite all of the parents to come. (You will find a coronation service in this book.)

A month before the Focus Week begins, put a poster in the church each Sunday.

This is what you can say on the posters each Sunday.

First Sunday - Let the poster say: **It is coming!**

Second Sunday - Let the poster say: **It is these days on your calendar.**

Third Sunday - Let the poster say: **Find these days on your calendar.**  
(Put the days of your Focus Week).

Fourth Sunday - Let the poster say: **Today it begins! This is GA FOCUS WEEK. All girls 9 through 16 are invited to come to the church this afternoon at (write time).**

**GAMES TO TEACH FORWARD STEPS**

**Blindfold** - Have the girls form a circle. Put one girl in the middle of the circle. This girl should have a scarf or cloth tied around her head to cover her eyes. Turn the blindfolded girl around several times. When she stops she should point to someone and tell her what to say. If the girl can say that thing, she then is blindfolded and gets to be in the middle of the circle. If she cannot say it she remains with the other girls. Do not make the girl get out of the game. She will learn by hearing others.

Some of the things the blindfolded girl can ask to be said are: AIM, WORDS OF GOD TO LEAD US, STAR IDEALS, or ALLEGIANCE. You may choose any one of these to ask for during the game or you may use all four of them in the same game.


If you are working with girls in the higher steps you may ask for Scripture verses or anything the girls need to be studying.

If the girls are working on many different steps then the blindfolded girl only does the pointing. The leader should ask the questions. The leader must know each girl well and know the step each girl is working on.

**Going Forward**

Invite the women of the WMU to come and help you with this game. Many women have become interested in GA work because they were invited to help. This is a good game for a new GA which has just been organized.

Make several large feet out of old Sunday Bible Study Books. Each foot should be as large as the leader's foot. Write words which say, "FORWARD STEPS" on the feet.



Have the WMU women sit in different places in the church or outside under a different tree. Have two or three of the paper feet between each woman. Then the girl can follow the feet to go to the next woman.

Give the first woman a copy of the AIM. The first girl goes to this woman and says the AIM. If she can say it she will follow the feet to the next woman. If she cannot say it she must sit down by that woman to study. She must study in that place until she can say the AIM.

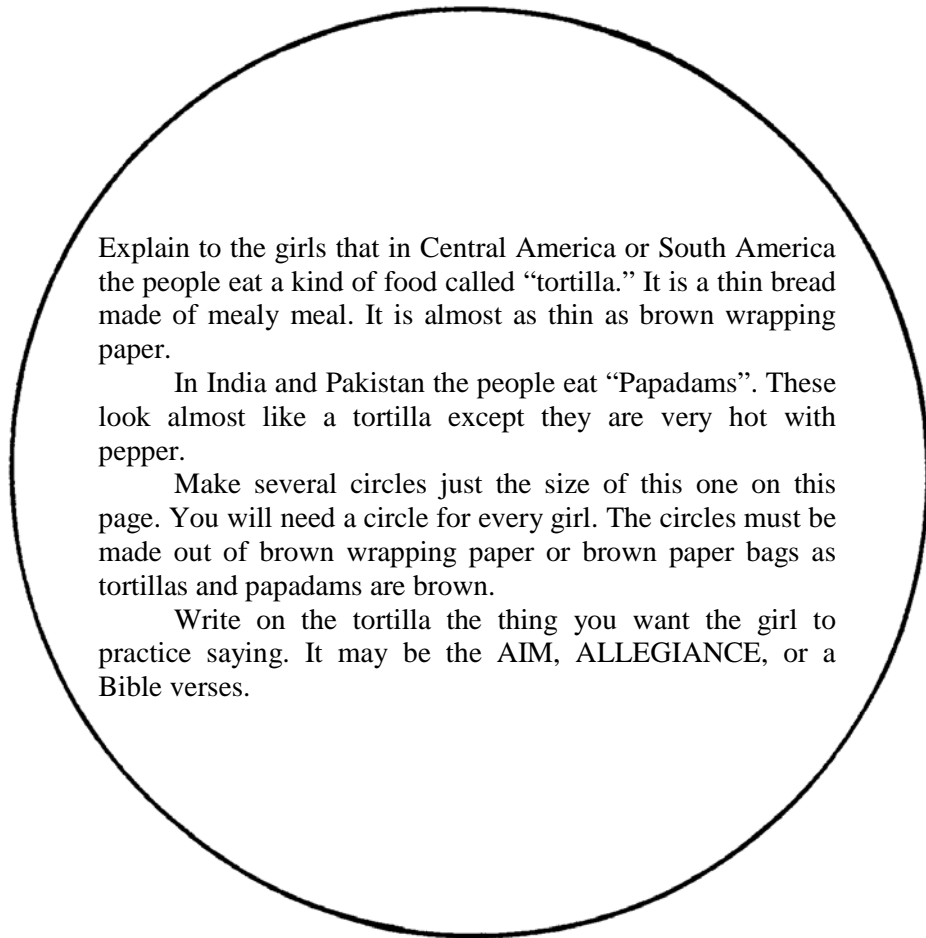
Give the second woman a copy of the STAR IDEALS. When the girl comes to her she will hear the STAR IDEALS. If the girl cannot say them she must sit down to study. If she can say the STAR IDEALS she will follow the feet to the third woman.

Give the third woman a copy of THE WORDS OF GOD TO LEAD US. Give the fourth woman the ALLEGIANCE. The fifth woman should have a copy of the GA SONG.

Remember, each girl is to have her own copy of the GA Book. She


should always bring it on the day of Forward Steps. Then she will have a book to study. For the girls who forget to bring their GA Book, the leader should have copies of the AIM, ALLEGIANCE, STAR IDEALS, or the things to be studied. These things should be written on the clean side of paper from old Sunday Bible Study Books.

### Tortilla Game or Papadam Game



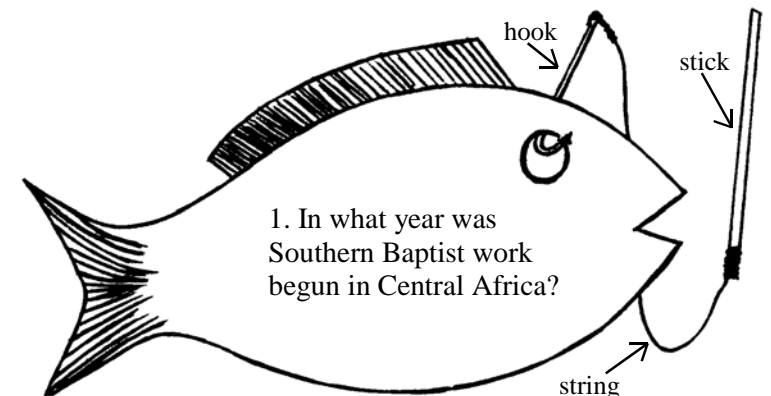
Place the brown circles around the room on the floor so the girls can march around on them. A girl or the leader may be the drummer. The drummer should turn her back to the girls. When the drummer plays, the girls march around, one behind another and stepping on the tortillas. When the drummer

stops, all the girls stop. Each girl should stop on a tortilla. The girl who stops on the tortilla with writing on it must say that thing. If she cannot say that thing she must sit down and study.



### Fish Game

For this game you will need a short stick, string, wire to make a fish hook, several backs of old Sunday Bible Study books, a box, and an old calendar or poster board.



Cut out several fish just the size of this one. You can use the backs of old Sunday Bible Study books for these fish. Make a hole in each fish for the hook. Write one question on each fish.

Use a sharp knife or razor blade to cut slits (holes) in the calendar or poster board. These slits should be 2 inches long.

The box represents the pool. The calendar is put over the box to represent the water. Then put the tail of each fish down in the slit but leave the head of the fish sticking out.

Let the girls who are working on these questions form a line. Two more girls can play the game together. One girl should catch a fish. If she can answer the question she can keep the fish. If she does not know the answer she must give the fish to the leader. Let each girl take turns fishing until all fish have been caught. Then count to see which girl has the most fish.

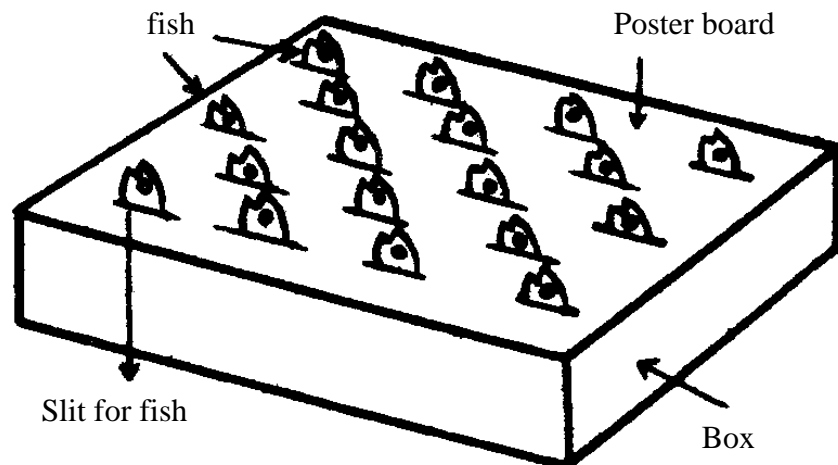
This game can be used for any step. Make questions concerning anything the girls need to study.

If you are using this game for the Ladies-in-Waiting to study the History of Southern Baptist Work in Zimbabwe, some questions are:


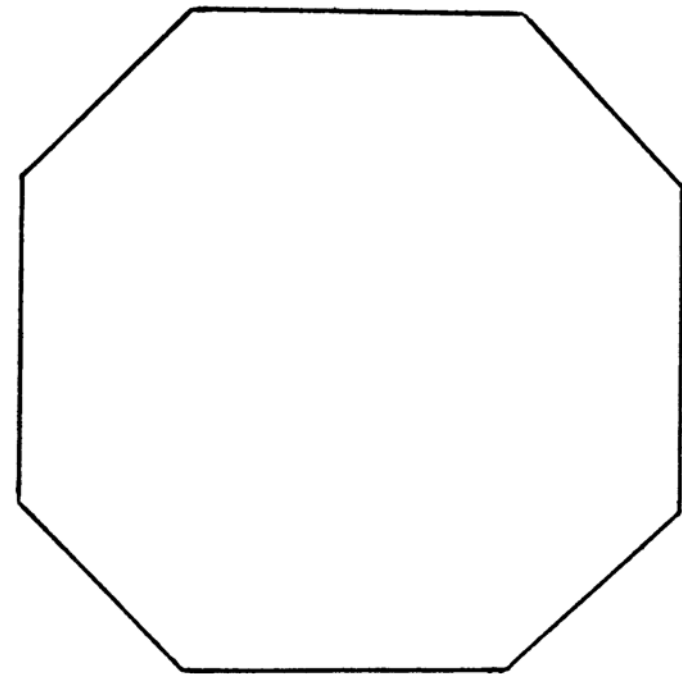
1. In what year was Southern Baptist work begun in Central Africa?
2. What two people began the Baptist work in Central Africa?
3. What man came to Zimbabwe from America to see about starting Baptist work here?

The leader should make more questions until there are about twenty.

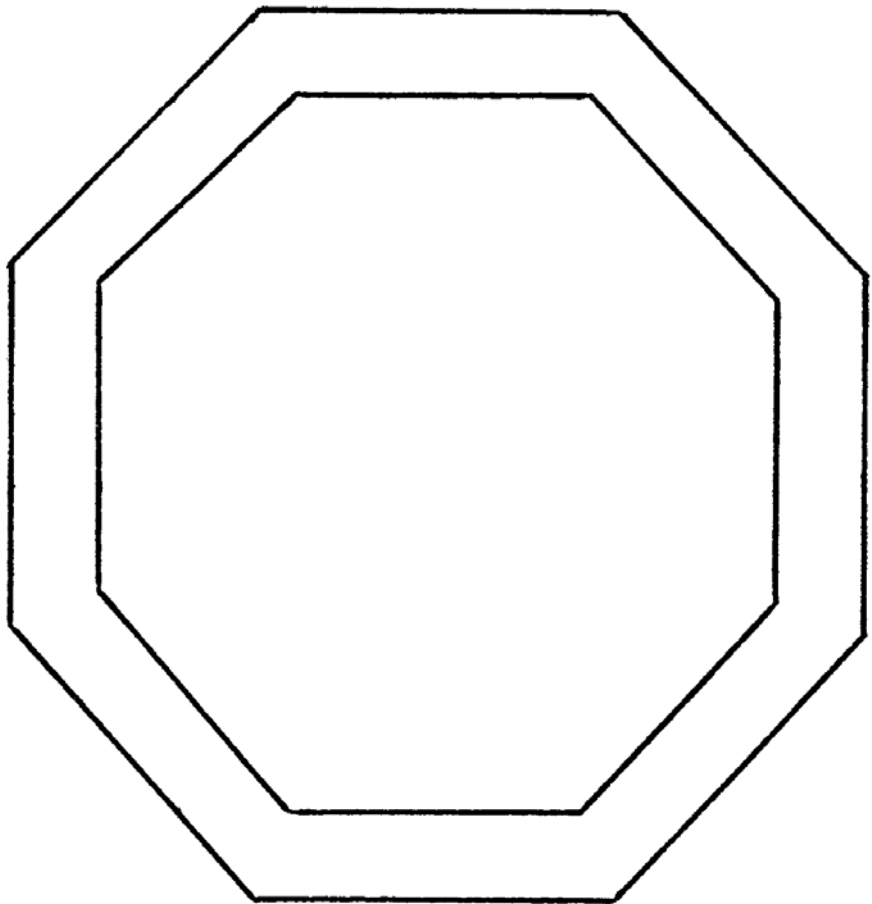
This box can be used for many different steps. You will only have to make new fish with different questions. The girls love to fish!



## PATTERNS FOR BADGE



**GA**



# G.A. LEADER'S GUIDE



BHAIBHERI

